

4K UHD and 1080p HD Ultra-Wide Angle USB Webcam with Integrated Microphone

FOCUS 100 | FOCUS 200 | FOCUS 210

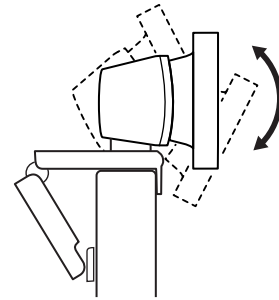
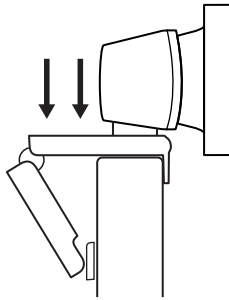
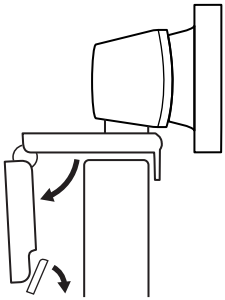


Quickstart Guide

Setting up the Webcam

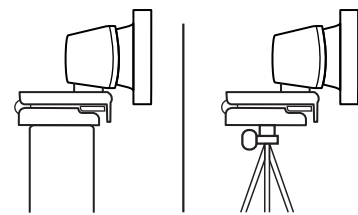
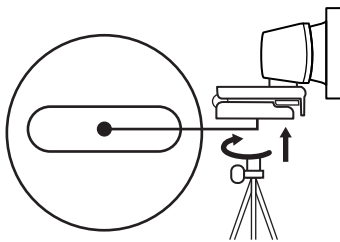
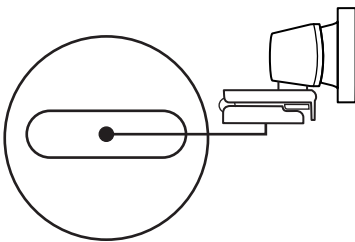
FOR PLACEMENT ON A MONITOR

1. Place your webcam on a computer, laptop or monitor at a position or angle you desire.
2. Adjust the webcam to make sure the foot on the universal mounting clip is flush with the back of your device.
3. Manually adjust the webcam up/down to the best position to frame yourself.



FOR PLACEMENT ON A TRIPOD*

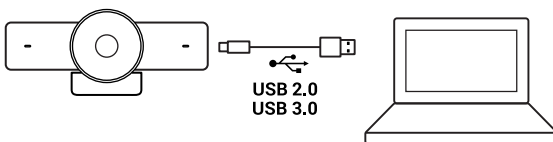
1. Locate the M12 tripod thread on the bottom of the webcam.
 2. Secure the webcam on your tripod by twisting it into the M12 thread.
- Place your webcam with the tripod anywhere you desire to the best position to frame yourself.



*Tripod not included

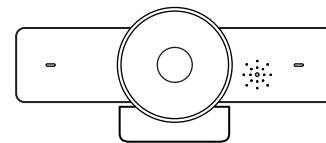
CONNECTING THE WEBCAM

Plug the webcam into an available USB port on your computer



SUCCESSFUL CONNECTION

The LED activity light will light when the webcam is in use by an application.



*For the best video quality on FOCUS 200/210, it is recommended to use a USB 3.0 connection

Please Note: The FOCUS Webcam must be installed at a height no greater than 2m/6.5ft

CAMERA SOFTWARE (ONLY APPLICABLE FOR FOCUS 200/210 MODELS)

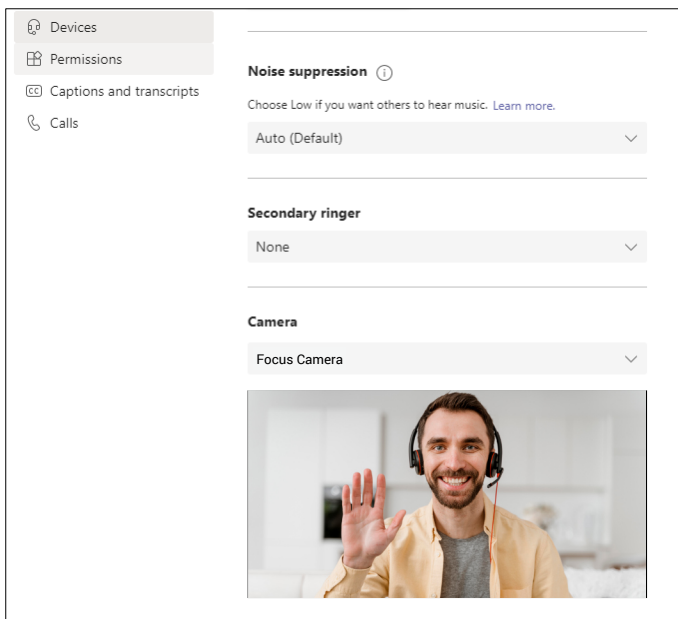
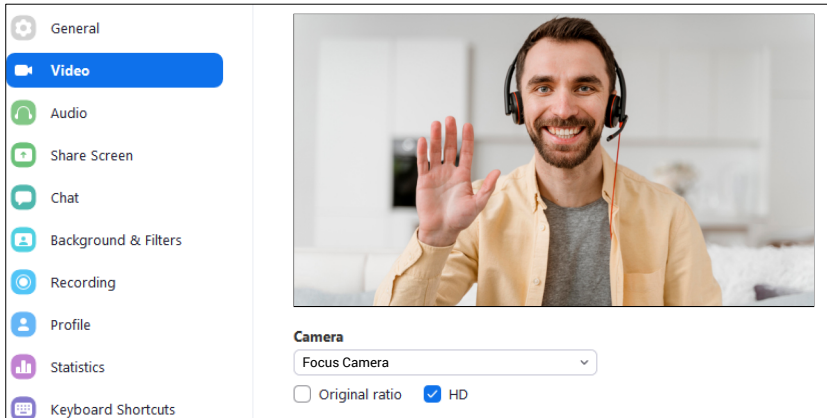
The Focus 200/210 has its own control software that can be used to control ePTZ and other functions.

To download the most up to date version of this software, visit wyrestorm.com

Software Device Setup

Connecting To Zoom

To connect the WyreStorm Focus Webcam to your Zoom software, first navigate to your settings pane which can be found by clicking the gear icon in the top right hand corner, then click on the Video tab. Here you can change the camera device by using the dropdown menus. Select WyreStorm Focus Webcam under the applicable options.



Connecting To Microsoft Teams

To connect the WyreStorm Focus Webcam to your Microsoft Teams software, first navigate to your settings pane which can be found by clicking on your display image in the top right hand corner, then click on the devices tab. Here you can change the camera device by using the dropdown menus. Select WyreStorm Focus Webcam under the applicable options.

Specifications

	FOCUS 100	FOCUS 200	FOCUS 210
Video			
Outputs	1x USB 2.0 Type A (Fixed Cable)	1x USB 3.0 Type C Female	1x USB 3.0 Type C Female
Video Resolutions (Max)	1920x1080p @30Hz	1280x720p @90Hz 1920x1080p @60Hz 3840x2160p @30Hz	1280x720p @90Hz 1920x1080p @60Hz 3840x2160p @30Hz
Output Video Encoding	MJPEG/YUV2/H.264 UVC 1.0	MJPEG/YUV2/H.265 UVC 1.3	MJPEG/YUV2/H.265 UVC 1.3
Camera and Sensor			
Lens	F2.4 ~ F2.8	F2.8	F2.8
Sensor	NA	1/2.7", CMOS, Effective Pixel: 8.0M	1/2.7", CMOS, Effective Pixel: 8.0M
Shutter	1/30s ~ 1/10000s	1/30s ~ 1/10000s	1/30s ~ 1/10000s
White Balance	Auto	Auto	Auto
Backlight Compensation	Supported	Supported	Supported
DNR (Digital Noise Reduction)	Supported	Supported	Supported
Auto-Framing	NA	Supported	Supported*
Viewing Angle	Diagonal: 100°	Diagonal: 106°	Diagonal: 120°
Power			
Power Supply	USB 5V	USB 5V	USB 5V
Power Consumption	1.2w	2w	2w
Environmental			
Operating Temperature	32°F ~ 104°F (0°C ~ 40°C), 10% ~ 90%, non-condensing		
Storage Temperature	-4°F ~ 140°F (-20°C ~ +60°C), 10% ~ 90%, non-condensing		
Dimensions and Weight			
Length x Width x Height	140mm/5.51in x 33mm/1.29in x 45mm/1.77in		
Weight	0.03kg/0.06lbs		
Regulatory			
Safety and Emission	CE FCC RoHS EAC RCM		

*Presenter Tracking feature will also be supported with future firmware update (Focus 210 model only)

Note: WyreStorm reserves the right to change product specification, appearance or dimensions of this product at any time without prior notice.

Troubleshooting

No or Poor Quality Picture (snow or noisy image)

- Verify the WyreStorm Focus webcam has been selected in your meeting software's device settings
- Verify that all connections are not loose and are functioning properly
- Try using a different USB port on your computer (Focus 200 requires a USB 3.0 port to capture at 4K)
- Remove any intermediate devices such as USB hubs, extension cables or switchers

In the Box

- 1x WyreStorm Focus Webcam
- 1x Privacy Cover
- 1x USB-C to USB-A 3.0 Cable (Focus 200/210 only)

Warranty Information

WyreStorm Technologies LLC warrants that its products to be free from defects in material and workmanship under normal use for a period of five (2) years from the date of purchase. Refer to the Product Warranty page on [wyrestorm.com](https://www.wyrestorm.com) for more details on our limited product warranty.

