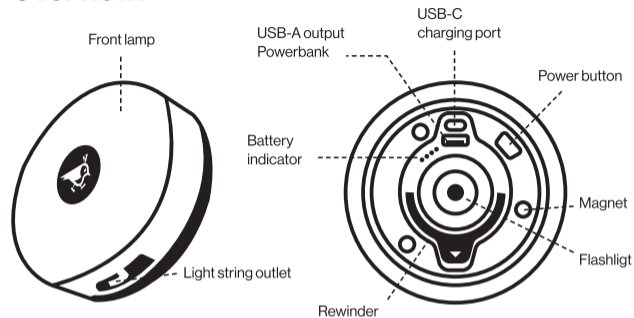


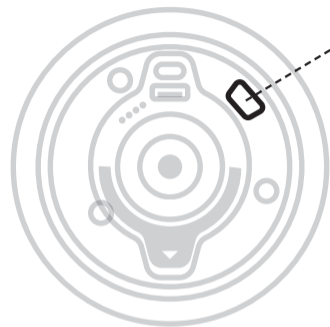
Overview:



Product parameter:

Lamp beads: 9.5 m yellow light + RGB string lights + 36 SMD + XTE LEDs	
Brightness: 120-300 LM	Charging: USB-C 5V/1A
Endurance: 6-8h	Output: USB output
Splash proof: IP44	Charging time: about 5 hours
Material: PC+ABS+magnet	Product size: 108x37mm
Battery capacity: Lithium Polymer 2000mAh	Weight: 210g

User instruction:



Press the Power button to turn in on. Keep pushing to select different lightmodes.

Press and hold for three seconds to activate flashlight mode. Keep pushing to select different lightmodes.

After 8 seconds of lighting in any mode, press the Power button to turn it off.

Light string instruction:



Pull out the light string to your needed length. Rotate the "Rewinder" after use to retract the light-string.

Precautions

Instructions for use:

- Please refer to the user instruction to switch between lightmodes.
- Do not use the product in extremely cold or hot environments (-10/60°C)
- The Lightbird BL2 is not waterproof. Do not use it for diving. May cause the circuit to fail.

Energy:

- This product is only suitable for the original built-in lithium battery, please do not disassemble and replace it by yourself.
- Please use a high-quality power socket and the standard USB charging cable to charge this product.

Warning:

- Before turning on the light, please read this manual carefully for proper use and maintenance.
- Children should use this product only under the supervision and guidance of an adult.
- Do not disassemble this product by yourself.
- Do not modify this product by yourself.

Visit aqiila.eu

Get in touch: www.aqiila.eu | hello@aqiila.eu

Contact: GPBM Nordic AB | Sörredsvägen 113 | 418 78
Gothenburg | Sweden


Contact: Brands Services B.V. | Florijn 14-16 5751 PC
Deurne | The Netherlands

Aqila®

Aqila®

Loop light

User manual



Modell: Lightbird BL2