

Before attempting to connect, operate or adjust this product, please save and read the User Guide completely. The style of the product shown in this User Guide may be different from the actual unit due to various models.

## Copyright

This document contains proprietary information protected by copyright. All rights are reserved. No part of this guide may be reproduced by any mechanical, electronic or other means, in any form, without prior written permission of the manufacturer.

## Introduction

The HyperShield MacBook Pro Cable Lock offers seamless, hassle-free security for professionals using a MacBook Pro device, working in open environments. With a sleek, tool-free, non-invasive design, that preserves ports and device aesthetics, it ensures quick device protection on-the-go, while streamlining device management and redeployment for IT teams.

## Package Contents

HS5910

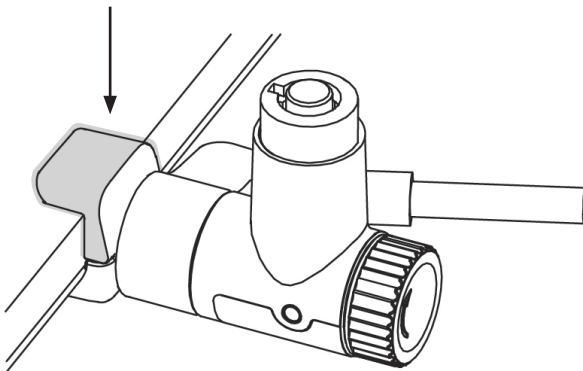
- MacBook Pro® Cable Lock
- Cable Lock Key

HS5911

- 25 MacBook Pro Cable Locks
- 25 Cable Lock Keys

## Product Overview

Please keep the silicon grip attached to the jaw while using the lock.



Item	Description
HS5910	MacBook Pro Cable Lock
HS5911	MacBook Pro Cable Lock (Master Key)

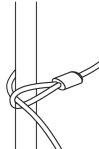
## Specifications

Dimension	HS5910, HS5911	Length: 45.5mm / 1.83inches Width: 34.5mm / 1.36inches Height: 32mm / 1.26inches
Weight	HS5910, HS5911	205g / 0.45lb

## Installation Instructions

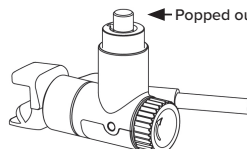
### To Lock

1



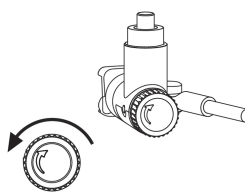
Carbon steel cable anchors to desk or any fixed structure

2



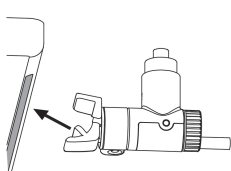
Make sure your Push-to-Lock button is popped out

3



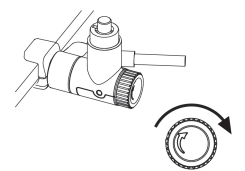
Rotate the crown as instructed and make sure the locking jaw is fully retracted

4



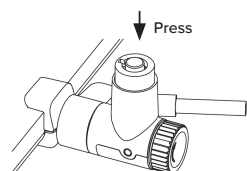
Keeping the silicon grip in place, insert the lock into the ventilation slot of your MacBook Pro

5



Rotate the crown as instructed and make sure the lock fits tightly onto the MacBook Pro

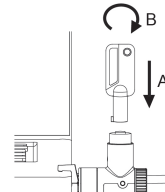
6



Press the Push-to-Lock button to secure

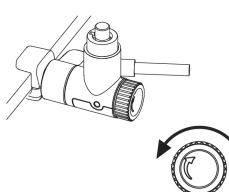
### To Unlock

1



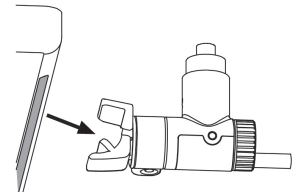
Insert the key and turn it 90° clockwise to unlock

2



Rotate the crown as instructed to expand the locking jaw

3



Now you can remove the lock from the ventilation slot of your MacBook Pro

## Technical Specifications

- Compatible to 2021 and newer MacBook Pro 14" & 16"
- Zinc alloyed lock body



### WARNING

It is recommended to remove the lock before closing the lid or carefully pressing it down to prevent potential damage.

## Safety Warnings

- Store in a cool, dry place. Recommended
- Do not disassemble or attempt to re-purpose or modify the product in any manner.
- Stop using and contact manufacturer if the product is deformed or if you witness any other abnormalities. Be cautious of drops, bumps, abrasions, or impact.
- Do not clean with harmful chemical or detergents.
- Keep away from children under 3 years old for safety.
- Please dispose of discarded products properly according to local regulations.

## 2 YEAR LIMITED WARRANTY

### PORTUGAL AND SPAIN CUSTOMERS: 3 YEARS LIMITED WARRANTY OR AS REQUIRED BY LOCAL LAWS.

We pride ourselves on the quality of our products. For complete warranty details and a list of our Worldwide offices, please visit [www.HyperShop.com](http://www.HyperShop.com). Hyper product warranty does not cover any device or product that is not manufactured by Hyper (including, but not limited to, laptops, smartphones, devices, or any other product that may be used in connection with the Hyper product). Hyper Limited Warranty provided is subject to any rights and remedies the purchaser may have under local laws. All rights reserved.

## 2 ANS DE GARANTIE LIMITÉE

### CLIENTS DU PORTUGAL ET DE L'ESPAGNE: GARANTIE LIMITÉE DE 3 ANS OU TEL QUE REQUIS PAR LES LOIS LOCALES.

Nous sommes fiers de la qualité de nos produits. Pour obtenir les détails complets de la garantie et la liste de nos bureaux dans le monde, veuillez consulter le site [www.HyperShop.com](http://www.HyperShop.com). La garantie des produits Hyper ne couvre aucun appareil ou produit qui n'est pas fabriqué par Hyper (y compris, mais sans s'y limiter, les ordinateurs portables, les smartphones, les appareils ou tout autre produit pouvant être utilisé en relation avec le produit Hyper). La garantie limitée Hyper fournie est soumise à tous les droits et recours dont l'acheteur peut disposer en vertu des lois locales. Tous droits réservés.

## 2 AÑOS DE GARANTÍA LIMITADA

### PARA CLIENTES PORTUGUESES Y ESPAÑOLES: GARANTÍA LIMITADA DE 3 AÑOS O SEGÚN LO REQUIERA LA LEGISLACIÓN LOCAL

Estamos orgullosos de la calidad de nuestros productos. Para obtener información acerca de la garantía completa y consultar nuestra lista de oficinas en todo el mundo, visite [www.HyperShop.com](http://www.HyperShop.com). La garantía del producto de Hyper no cubre ningún dispositivo o producto que no haya sido fabricado por Hyper (incluyendo, entre otros, ordenadores portátiles, smartphones, dispositivos o cualquier otro producto que pueda utilizarse con el producto de Hyper). La Garantía Limitada de Hyper proporcionada está sujeta a cualquier derecho y recurso que el comprador pueda tener según la legislación local. Reservados todos los derechos.

## AUSTRALIAN AND

## NEW ZEALAND CONSUMERS ONLY

Thank you for your purchase. Hyper warrants to the original purchaser that its products are free from defects in materials and workmanship and, during the specified warranty period, and lasts as long as the original purchaser owns the product. The warranty period is stated on the packaging or in the documentation provided with this Hyper product. Hyper's Limited Product Warranty excludes damage caused by accident, neglect, abuse, misuse, improper care, normal wear and tear, ownership transfer, or alteration. The limited warranty also excludes any product that is not manufactured by Hyper (including, without limitation, laptops, smartphones, devices, tablets, or any other non-Hyper item) that is used in connection with the Hyper product. In the event that the Hyper product has a defect in materials or workmanship Hyper will, after receiving a warranty claim and inspecting the product, at its discretion, do one of the following: repair, replace, or refund with the same or a similar product (or part) of no lesser quality and ship it to the original purchaser at Hyper's expense. As part of this inspection, proof of purchase will be required. There is no charge for inspection. To make a warranty claim, please contact Hyper Australia or New Zealand (see details below), or return the product to the place of purchase. The original purchaser must bear the cost of the delivery to Hyper. Under Australian and/or New Zealand Consumer Laws, in addition to any warranty Hyper gives, our products come with guarantees that cannot be excluded. You are entitled to a replacement or refund for a major failure and compensation for any other reasonably foreseeable loss or damage. You are entitled to have the products repaired or replaced if they fail to be of acceptable quality and the failure does not amount to a major failure.

For any warranty question, contact Targus Australia Pty. Ltd. (i) by mail at Suite 2, Level 8, 5 Rider Boulevard, Rhodes NSW 2138, by phone AUS 1800 641 645 or NZ 0800 633 222 or by Email: [infoaust@targus.com](mailto:infoaust@targus.com). For additional information, check out our website at [targus.com/au/warranty](http://targus.com/au/warranty).

## Technical Support

### For technical questions, please visit:

Hyper Customer Support

Email: [support@hypershop.com](mailto:support@hypershop.com)

Phone: 1-888-202-1888 (USA)

US Internet: <http://targus.com/us/support>

Canada Internet: <http://www.targus.com/ca/support>

Latin America Email: [latam.soporte@targus.com](mailto:latam.soporte@targus.com)